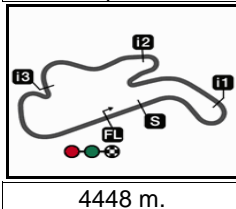


ANIMOCA BRANDS AUSTRALIAN MOTORCYCLE GRAND PRIX


Warm Up

Classification

25



4448 m.

		Rider	Nation	Team	Motorcycle	Time	Lap	Total	Gap	Top Speed	
1	5	Johann ZARCO	FRA	Prima Pramac Racing	DUCATI	1'36.804	3	8		330.3	
2	12	Maverick VIÑALES	SPA	Aprilia Racing	APRILIA	1'38.231	2	7	1.427	1.427	306.9
3	20	Fabio QUARTARARO	FRA	Monster Energy Yamaha MotoGP	YAMAHA	1'39.204	2	7	2.400	0.973	314.0
4	88	Miguel OLIVEIRA	POR	Red Bull KTM Factory Racing	KTM	1'39.417	11	11	2.613	0.213	318.7
5	42	Alex RINS	SPA	Team SUZUKI ECSTAR	SUZUKI	1'39.705	2	7	2.901	0.288	323.4
6	43	Jack MILLER	AUS	Ducati Lenovo Team	DUCATI	1'40.093	8	8	3.289	0.388	318.7
7	40	Darryn BINDER	RSA	WithU Yamaha RNF MotoGP Tea	YAMAHA	1'40.313	3	8	3.509	0.220	306.1
8	44	PoI ESPARGARO	SPA	Repsol Honda Team	HONDA	1'40.890	5	7	4.086	0.577	318.7
9	89	Jorge MARTIN	SPA	Prima Pramac Racing	DUCATI	1'41.060	2	8	4.256	0.170	301.0
10	36	Joan MIR	SPA	Team SUZUKI ECSTAR	SUZUKI	1'41.112	2	7	4.308	0.052	308.7
11	63	Francesco BAGNAIA	ITA	Ducati Lenovo Team	DUCATI	1'41.506	2	8	4.702	0.394	304.3
12	23	Enea BASTIANINI	ITA	Gresini Racing MotoGP	DUCATI	1'41.815	8	8	5.011	0.309	312.2
13	21	Franco MORBIDELLI	ITA	Monster Energy Yamaha MotoGP	YAMAHA	1'41.937	7	7	5.133	0.122	308.7
14	10	Luca MARINI	ITA	Mooney VR46 Racing Team	DUCATI	1'42.042	7	7	5.238	0.105	303.5
15	49	Fabio DI GIANNANTONIO	ITA	Gresini Racing MotoGP	DUCATI	1'42.244	2	7	5.440	0.202	315.9
16	73	Alex MARQUEZ	SPA	LCR Honda CASTROL	HONDA	1'42.439	2	6	5.635	0.195	306.9
17	25	Raul FERNANDEZ	SPA	Tech3 KTM Factory Racing	KTM	1'42.590	6	6	5.786	0.151	292.8
18	87	Remy GARDNER	AUS	Tech3 KTM Factory Racing	KTM	1'42.862	7	7	6.058	0.272	290.5
19	33	Brad BINDER	RSA	Red Bull KTM Factory Racing	KTM	1'43.118	7	7	6.314	0.256	302.6
20	72	Marco BEZZECCHI	ITA	Mooney VR46 Racing Team	DUCATI	1'43.596	6	6	6.792	0.478	306.1
21	45	Tetsuta NAGASHIMA	JPN	LCR Honda IDEMITSU	HONDA	1'45.290	6	6	8.486	1.694	301.0
22	41	Aleix ESPARGARO	SPA	Aprilia Racing	APRILIA	1'45.584	2	6	8.780	0.294	300.1
23	35	Cal CRUTCHLOW	GBR	WithU Yamaha RNF MotoGP Tea	YAMAHA	1'46.481	7	7	9.677	0.897	293.6
Not classified											
	93	Marc MARQUEZ	SPA	Repsol Honda Team	HONDA						

Practice condition: **Wet**

Air: 15°

Humidity: 63%

Ground: 17°

Fastest Lap:	Lap: 3	Johann ZARCO	1'36.804	165.4 Km/h
Best Race Lap:	2013	Marc MARQUEZ	1'28.108	181.7 Km/h
All Time Lap Record:	2022	Jorge MARTIN	1'27.767	182.4 Km/h

The results are provisional until the end of the limit for protest and appeals.

Time limit for protest expires 30' after publication of the results - Time:

These data/results cannot be reproduced, stored and/or transmitted in whole or in part by any manner of electronic, mechanical, photocopying, recording, broadcasting or otherwise now known or herein after developed without the previous express consent by the copyright owner, except for reproduction in daily press and regular printed publications on sale to the public within 60 days of the event related to those data/results and always provided that copyright symbol appears together as follows below.

© DORNA, 2022

Official MotoGP Timing by TISSOT
www.motogp.com

Phillip Island, Sunday, October 16, 2022



ANIMOCA BRANDS AUSTRALIAN MOTORCYCLE GRAND PRIX

Warm Up

Top Speed & Average

26



Rider

Nation

Motorcycle

Top 5 speeds

Average

Top

Rider	Nation	Motorcycle	Top 5 speeds					Average	Top
5 Johann ZARCO	FRA	DUCATI	330.3	323.4	318.7	312.2	303.5	317.6	330.3
42 Alex RINS	SPA	SUZUKI	323.4	317.7	307.8	307.8	306.9	312.7	323.4
43 Jack MILLER	AUS	DUCATI	318.7	318.7	317.7	313.1	306.9	315.0	318.7
44 Pol ESPARGARO	SPA	HONDA	318.7	314.0	313.1	306.9	306.9	311.9	318.7
88 Miguel OLIVEIRA	POR	KTM	318.7	317.7	315.0	313.1	304.3	313.8	318.7
49 Fabio DI GIANNANTONIO	ITA	DUCATI	315.9	306.1	304.3	294.4	289.7	302.1	315.9
20 Fabio QUARTARARO	FRA	YAMAHA	314.0	308.7	306.9	294.4	292.0	303.2	314.0
23 Enea BASTIANINI	ITA	DUCATI	312.2	311.3	308.7	304.3	301.0	307.5	312.2
21 Franco MORBIDELLI	ITA	YAMAHA	308.7	308.7	288.1	287.4	277.1	294.0	308.7
36 Joan MIR	SPA	SUZUKI	308.7	301.8	298.5	281.4	274.3	292.9	308.7
12 Maverick VIÑALES	SPA	APRILIA	306.9	306.9	305.2	299.3	294.4	302.5	306.9
73 Alex MARQUEZ	SPA	HONDA	306.9	304.3	302.6	296.8		302.7	306.9
40 Darryn BINDER	RSA	YAMAHA	306.1	305.2	300.1	293.6	291.2	299.2	306.1
72 Marco BEZZECCHI	ITA	DUCATI	306.1	301.8	292.0	283.6		295.9	306.1
63 Francesco BAGNAIA	ITA	DUCATI	304.3	296.0	291.2	282.9	277.1	290.3	304.3
10 Luca MARINI	ITA	DUCATI	303.5	296.8	280.7	267.5	237.6	277.2	303.5
33 Brad BINDER	RSA	KTM	302.6	292.8	291.2	270.9	252.5	282.0	302.6
45 Tetsuta NAGASHIMA	JPN	HONDA	301.0	300.1	294.4	286.6	282.1	292.8	301.0
89 Jorge MARTIN	SPA	DUCATI	301.0	301.0	299.3	298.5	297.6	299.5	301.0
41 Aleix ESPARGARO	SPA	APRILIA	300.1	300.1	296.0	275.7		293.0	300.1
93 Marc MARQUEZ	SPA	HONDA	296.0					296.0	296.0
35 Cal CRUTCHLOW	GBR	YAMAHA	293.6	291.2	288.1	287.4	266.8	285.4	293.6
25 Raul FERNANDEZ	SPA	KTM	292.8	292.0	292.0	284.4		290.3	292.8
87 Remy GARDNER	AUS	KTM	290.5	288.1	288.1	285.1	260.4	282.4	290.5

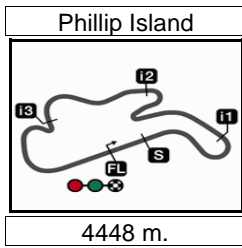
These data/results cannot be reproduced, stored and/or transmitted in whole or in part by any manner of electronic, mechanical, photocopying, recording, broadcasting or otherwise now known or herein after developed without the previous express consent by the copyright owner, except for reproduction in daily press and regular printed publications on sale to the public within 60 days of the event related to those data/results and always provided that copyright symbol appears together as follows below.

© DORNA, 2022

Official MotoGP Timing by TISSOT
www.motogp.com



Phillip Island, Sunday, October 16, 2022



Results and timing service provided by **TISSOT**

MotoGP™

ANIMOCA BRANDS AUSTRALIAN MOTORCYCLE GRAND PRIX

Warm Up

Chronological Analysis of Performances

27

* Lap / Sector time cancelled T1 Time from finish line to 1st intermed. T3 Time from 2nd intermed. to 3rd intermed.
P Crossing the finish line in pit lane T2 Time from 1st intermed. to 2nd intermed. T4 Time from 3rd intermediate to finish line
**Tyre data subject to further updates

Lap	Lap Time	T1	T2	T3	T4	Speed	Lap	Lap Time	T1	T2	T3	T4	Speed	
1st	5	Johann ZARCO DUCATI FRA Prima Pramac Racing						4th	88	Miguel OLIVEIRA KTM POR Red Bull KTM Factory Racing				

Run #	1	Front Tyre	Wet-Medium	Rear Tyre	Wet-Medium	Speed
			New Tyre		New Tyre	
1	2'02.389	36.769	30.033	19.128	27.406	
2	1'37.998	24.127	28.573	18.800	26.498	303.5
3	1'36.804	23.382	28.531	18.417	26.474	323.4
4	1'39.537	23.644	28.645	19.443	27.805	318.7
5	1'36.239 P	23.776	28.974	19.934	23.555	312.2

Run #	2	Front Tyre	Wet-Soft	Rear Tyre	Wet-Soft	Speed
			New Tyre		New Tyre	
6	1'59.299	37.642	31.712	20.748	29.197	
7	1'44.349 *	25.655*	30.453*	19.782	28.459	291.2
8	1'42.125	25.046	29.676	19.650	27.753	330.3

Run #	1	Front Tyre	Wet-Soft	Rear Tyre	Wet-Soft	Speed
			New Tyre		New Tyre	
1	2'28.884	36.038	31.060	19.643	27.493	
2	1'38.231	23.518	28.663	18.907	27.143	299.3
3	1'40.966 P	26.168	30.548	19.676	24.574	294.4

Run #	2	Front Tyre	Wet-Soft	Rear Tyre	Wet-Soft	Speed
			3 Laps at start		3 Laps at start	
4	1'54.774	36.020	30.176	19.962	28.616	
5	1'41.968	24.517	29.845	19.814	27.792	305.2
6	1'41.087 *	24.356*	29.644*	19.491	27.596	306.9
7	1'40.052	24.286	29.096	19.261	27.409	306.9

Run #	1	Front Tyre	Wet-Medium	Rear Tyre	Wet-Medium	Speed
			New Tyre		New Tyre	
1	2'25.110	35.816	29.836	19.575	27.961	
2	1'39.204	23.893	28.693	19.185	27.433	294.4
3	1'34.855 P	23.746	28.822	19.038	23.249	306.9

Run #	2	Front Tyre	Wet-Medium	Rear Tyre	Wet-Soft	Speed
			3 Laps at start		New Tyre	
4	2'00.540	39.046	31.389	20.521	29.584	
5	1'43.996	25.220	30.181	19.912	28.683	308.7
6	2'16.560	51.987	33.922	20.420	30.231	314.0
7	1'42.558	25.024	29.817	19.707	28.010	292.0

Run #	1	Front Tyre	Wet-Soft	Rear Tyre	Wet-Soft	Speed
			New Tyre		New Tyre	
1	4'36.943	37.625	31.992	19.860	28.297	
2	1'40.946	24.246	29.403	19.475	27.822	296.0
3	1'43.555	24.611	30.979	19.804	28.161	285.9
4	1'41.659	24.381	29.753	19.690	27.835	317.7
5	1'41.997	24.110	29.452	20.217	28.218	304.3
6	1'41.387	24.504	29.500	19.675	27.708	298.5
7	1'41.368	24.323	29.546	19.569	27.930	301.0
8	1'41.039	24.137	29.752	19.533	27.617	297.6
9	1'40.083	23.873	29.329	19.463	27.418	315.0
10	1'40.484 *	24.214*	29.264*	19.556	27.450	318.7
11	1'39.417	23.893	28.822	19.308	27.394	313.1

Run #	1	Front Tyre	Wet-Medium	Rear Tyre	Wet-Soft	Speed
			New Tyre		New Tyre	
1	2'06.363	37.916	30.322	19.966	27.976	
2	1'39.705	24.027	29.047	19.356	27.275	307.8
3	1'36.070 P	23.971	29.089	19.107	23.903	323.4

Run #	2	Front Tyre	Wet-Medium	Rear Tyre	Wet-Soft	Speed
			3 Laps at start		3 Laps at start	
4	2'05.236	43.126	32.128	20.966	29.016	
5	1'44.008	24.831	30.104	19.937	29.136	307.8
6	1'43.363 *	24.926*	30.167*	19.910	28.360	317.7
7	1'42.902	25.106	29.878	19.777	28.141	306.9

Run #	1	Front Tyre	Slick-Soft	Rear Tyre	Slick-Soft	Speed
			6 Laps at start		4 Laps at start	
1	3'30.037	38.792	34.697	21.568	28.934	
2	1'51.078 P	28.480	34.534	22.239	25.825	282.9

Run #	2	Front Tyre	Wet-Soft	Rear Tyre	Wet-Soft	Speed
			New Tyre		New Tyre	
3	1'59.109	37.592	31.358	20.823	29.336	
4	1'43.682	25.105	30.090	20.194	28.293	306.9
5	1'42.260	24.628	29.541	20.055	28.036	313.1
6	1'40.883	24.337	29.200	19.608	27.738	317.7

Fastest Lap: Johann ZARCO Prima Pramac Racing FRA **1'36.804** 23.382 28.531 18.417 26.474

These data/results cannot be reproduced, stored and/or transmitted in whole or in part by any manner of electronic, mechanical, photocopying, recording, broadcasting or otherwise now known or herein after developed without the previous express consent by the copyright owner, except for reproduction in daily press and regular printed publications on sale to the public within 60 days of the event related to those data/results and always provided that copyright symbol appears together as follows below.
© DORNA, 2022



Warm Up

MotoGP

Lap	Lap Time	T1	T2	T3	T4	Speed
7	1'40.281 *	24.346*	28.963*	19.468	27.504	318.7
8	1'40.093	24.141	28.939	19.544	27.469	318.7

7th 40 Darryn BINDER YAMAHA RSA
WithU Yamaha RNF MotoGP Team

Run #	1	Front Tyre	Wet-Medium	Rear Tyre	Wet-Medium
			New Tyre		New Tyre
1	2'19.139	37.653	31.608	20.166	28.096
2	1'41.389	24.547	29.791	19.716	27.335
3	1'40.313	24.350	29.328	19.230	27.405
4	1'42.063 P	25.383	30.713	21.079	24.888

Run #	2	Front Tyre	Wet-Soft	Rear Tyre	Wet-Soft
			New Tyre		New Tyre
5	2'04.442	39.018	33.657	21.502	30.265
6	1'47.428	25.984	31.577	20.774	29.093
7	1'45.852 *	25.661*	31.059*	20.243	28.889
8	1'44.419	25.521	30.052	20.162	28.684

8th 44 Pol ESPARGARO HONDA SPA
Repsol Honda Team

Run #	1	Front Tyre	Wet-Soft	Rear Tyre	Wet-Soft
			New Tyre		New Tyre
1	1'18.715	37.710	32.999	21.394	30.240
2	1'46.282	25.570	31.428	20.438	28.846
3	1'43.975	24.814	30.757	20.170	28.234
4	1'41.576	24.249	29.916	19.584	27.827
5	1'40.890	24.227	29.538	19.438	27.687
6	1'41.076 *	24.213*	29.456*	19.572	27.835
7	1'41.187	24.189	29.509	19.528	27.961

9th 89 Jorge MARTIN DUCATI SPA
Prima Pramac Racing

Run #	1	Front Tyre	Wet-Soft	Rear Tyre	Wet-Soft
			New Tyre		New Tyre
1	2'49.334	36.510	29.664	19.440	29.401
2	1'41.060	24.325	29.156	19.586	27.993
3	1'44.983 P	26.305	34.554	20.483	23.641

Run #	2	Front Tyre	Wet-Soft	Rear Tyre	Wet-Soft
			3 Laps at start		3 Laps at start
4	2'00.018	37.125	33.420	20.361	29.112
5	1'45.092	24.735	32.181	19.973	28.203
6	1'41.875	24.599	29.567	19.661	28.048
7	1'41.860	24.609	29.601	19.817	27.833
8	1'51.867	27.091	33.808	20.666	30.302

10th 36 Joan MIR SUZUKI SPA
Team SUZUKI ECSTAR

Run #	1	Front Tyre	Wet-Soft	Rear Tyre	Wet-Soft
			New Tyre		New Tyre
1	2'15.330	36.591	30.826	20.316	29.347
2	1'41.112	24.661	29.675	19.318	27.458
3	1'39.934 P	24.168	30.463	20.049	25.254

Lap	Lap Time	T1	T2	T3	T4	Speed
Run # 2		Front Tyre	Wet-Soft	Rear Tyre	Wet-Soft	
			3 Laps at start		3 Laps at start	

4	2'02.248	37.813	33.633	21.387	29.415
5	1'45.678	25.784	30.955	20.297	28.642
6	1'43.232	24.910	30.140	20.054	28.128
7	1'41.941	24.814	29.723	19.690	27.714

11th 63 Francesco BAGNAIA DUCATI ITA
Ducati Lenovo Team

Run #	1	Front Tyre	Wet-Medium	Rear Tyre	Wet-Medium
			New Tyre		New Tyre
1	2'54.083	35.991	30.305	19.849	28.134
2	1'41.506	25.661	29.335	19.235	27.275
3	1'38.816 P	24.815	29.790	19.688	24.523

Run #	2	Front Tyre	Wet-Medium	Rear Tyre	Wet-Soft
			3 Laps at start		New Tyre
4	2'00.712	38.898	31.446	20.851	29.517
5	1'44.941	25.971	30.090	20.230	28.650
6	1'43.138	25.128	29.604	20.037	28.369
7	1'42.531	24.875	29.544	19.869	28.243
8	1'42.029	24.586	29.374	19.734	28.335

12th 23 Enea BASTIANINI DUCATI ITA
Gresini Racing MotoGP

Run #	1	Front Tyre	Wet-Medium	Rear Tyre	Wet-Medium
			New Tyre		New Tyre
1	8'21.999	38.236	32.639	21.531	30.391
2	1'46.655	25.869	31.089	20.527	29.170
3	1'45.085	25.284	30.714	20.181	28.906
4	1'44.531	25.122	30.558	20.206	28.645
5	1'48.575	25.612	30.170	20.002	32.791
6	1'43.260	24.945	29.917	19.930	28.468
7	1'42.867	24.966	29.811	19.853	28.237
8	1'41.815	24.507	29.689	19.687	27.932

13th 21 Franco MORBIDELLI YAMAHA ITA
Monster Energy Yamaha MotoGP

Run #	1	Front Tyre	Slick-Soft	Rear Tyre	Slick-Soft
			4 Laps at start		3 Laps at start
1	2'13.122	39.182	34.079	21.268	30.077
2	1'53.379	26.637	35.190	22.291	29.261
3	2'03.448 P	31.036	38.523	25.613	28.276

Run #	2	Front Tyre	Wet-Soft	Rear Tyre	Wet-Soft
			New Tyre		New Tyre
4	2'04.549	38.995	32.668	21.389	31.497
5	1'45.735	25.445	30.686	20.503	29.101
6	1'43.260	24.961	29.935	20.153	28.211
7	1'41.937	24.838	29.366	19.825	27.908

Fastest Lap: Johann ZARCO Prima Pramac Racing FRA 1'36.804 23.382 28.531 18.417 26.474

These data/results cannot be reproduced, stored and/or transmitted in whole or in part by any manner of electronic, mechanical, photocopying, recording, broadcasting or otherwise now known or herein after developed without the previous express consent by the copyright owner, except for reproduction in daily press and regular printed publications on sale to the public within 60 days of the event related to those data/results and always provided that copyright symbol appears together as follows below.
© DORNA, 2022

Official MotoGP Timing by TISSOT
www.motogp.com

Phillip Island, Sunday, October 16, 2022

Page 2 of 4



Warm Up

MotoGP

Lap	Lap Time	T1	T2	T3	T4	Speed	Lap	Lap Time	T1	T2	T3	T4	Speed	
14th	10	Luca MARINI				DUCATI	ITA	6	1'42.590	24.605	29.974	19.834	28.177	292.0
Mooney VR46 Racing Team														
Run #	1	Front Tyre	Slick-Medium	Rear Tyre	Slick-Soft									
						8 Laps at start				4 Laps at start				
1	3'05.779	38.790	33.987	22.748	29.590									
2	1'53.391	P 29.816	34.911	22.171	26.493	237.6								
Run #	2	Front Tyre	Wet-Soft	Rear Tyre	Wet-Soft									
						New Tyre				New Tyre				
3	2'03.733	39.390	32.831	21.686	29.826									
4	1'50.899	25.831	34.838	21.066	29.164	267.5								
5	1'45.409	24.839	29.961	20.066	30.543	280.7								
6	1'41.623	* 24.511*	29.447*	19.740	27.925	303.5								
7	1'42.042	24.816	29.577	19.810	27.839	296.8								
15th	49	Fabio DI GIANNANTONI				DUCATI	ITA							
Gresini Racing MotoGP														
Run #	1	Front Tyre	Wet-Medium	Rear Tyre	Wet-Medium									
						New Tyre				New Tyre				
1	2'48.467	38.659	32.346	20.478	31.045									
2	1'42.244	25.072	29.630	19.480	28.062	289.7								
3	1'36.795	P 24.506	29.064	19.247	23.978	294.4								
Run #	2	Front Tyre	Wet-Soft	Rear Tyre	Wet-Soft									
						New Tyre				New Tyre				
4	2'02.367	39.486	32.740	20.760	29.381									
5	1'44.085	25.118	30.445	19.857	28.665	306.1								
6	1'56.623	24.806	42.369	20.374	29.074	304.3								
7	1'42.543	24.643	29.981	19.899	28.020	315.9								
16th	73	Alex MARQUEZ				HONDA	SPA							
LCR Honda CASTROL														
Run #	1	Front Tyre	Wet-Soft	Rear Tyre	Wet-Medium									
						New Tyre				New Tyre				
1	2'10.900	36.716	31.519	20.529	28.719									
2	1'42.439	24.628	29.974	20.003	27.834	302.6								
3	1'37.824	P 24.344	29.860	19.637	23.983	304.3								
Run #	2	Front Tyre	Wet-Soft	Rear Tyre	Wet-Soft									
						3 Laps at start				New Tyre				
4	2'04.611	40.187	33.791	20.721	29.912									
5	1'46.385	24.987	31.109	20.465	29.824	306.9								
6	1'43.052	24.909	30.128	19.948	28.067	296.8								
17th	25	Raul FERNANDEZ				KTM	SPA							
Tech3 KTM Factory Racing														
Run #	1	Front Tyre	Wet-Soft	Rear Tyre	Wet-Soft									
						New Tyre				New Tyre				
1	3'49.713	42.639	31.719	19.495	27.819									
2	1'42.142	P 23.999	31.835	19.139	27.169	292.0								
Run #	2	Front Tyre	Wet-Soft	Rear Tyre	Wet-Soft									
						2 Laps at start				2 Laps at start				
3	2'02.942	39.616	31.537	20.718	31.071									
4	1'44.298	25.234	30.372	20.174	28.518	284.4								
5	1'46.661	24.783	32.676	20.299	28.903	292.8								
18th	87	Remy GARDNER				KTM	AUS							
Tech3 KTM Factory Racing														
Run #	1	Front Tyre	Slick-Medium	Rear Tyre	Slick-Medium									
						7 Laps at start				New Tyre				
1	2'50.754	39.610	33.590	22.198	36.675									
2	2'01.112	P 31.008	39.494	23.355	27.255	260.4								
Run #	2	Front Tyre	Wet-Soft	Rear Tyre	Wet-Soft									
						New Tyre				New Tyre				
3	2'15.794	48.437	34.045	22.221	31.091									
4	1'47.828	26.167	31.446	20.966	29.249	288.1								
5	1'44.173	25.304	30.324	20.152	28.393	288.1								
6	1'50.696	27.408	31.004	23.262	29.022	290.5								
7	1'42.862	24.847	30.023	19.991	28.001	285.1								
19th	33	Brad BINDER				KTM	RSA							
Red Bull KTM Factory Racing														
Run #	1	Front Tyre	Slick-Medium	Rear Tyre	Slick-Soft									
						New Tyre				4 Laps at start				
1	2'51.544	40.887	35.010	21.040	35.585									
2	2'06.768	P 30.919	41.746	24.861	29.242	252.5								
Run #	2	Front Tyre	Wet-Soft	Rear Tyre	Wet-Soft									
						New Tyre				New Tyre				
3	2'15.171	45.947	34.497	22.469	32.258									
4	1'49.162	26.165	32.284	21.150	29.563	270.9								
5	1'45.264	24.931	30.837	20.691	28.805	292.8								
6	1'45.410	25.670	30.852	20.387	28.501	302.6								
7	1'43.118	24.715	29.870	20.136	28.397	291.2								
20th	72	Marco BEZZECCHI				DUCATI	ITA							
Mooney VR46 Racing Team														
Run #	1	Front Tyre	Slick-Soft	Rear Tyre	Slick-Soft									
						New Tyre				5 Laps at start				
1	2'31.960	38.650	32.869	21.025	29.229									
2	1'56.326	P 27.288	36.494	22.944	29.600	292.0								
Run #	2	Front Tyre	Wet-Soft	Rear Tyre	Wet-Soft									
						New Tyre				New Tyre				
3	2'10.355	40.978	34.076	22.771	32.530									
4	1'48.950	26.431	32.096	21.217	29.206	283.6								
5	1'45.443	25.290	31.311	20.537	28.305	306.1								
6	1'43.596	24.977	30.141	20.314	28.164	301.8								
21st	45	Tetsuta NAGASHIMA				HONDA	JPN							
LCR Honda IDEMITSU														
Run #	1	Front Tyre	Wet-Medium	Rear Tyre	Wet-Medium									
						New Tyre				New Tyre				
1	12'08.826	42.343	36.916	22.942	32.202									
2	1'51.662	26.545	32.675	21.705	30.737	286.6								
3	1'51.777	26.109	34.595	21.326	29.747	282.1								
4	1'48.527	26.060	31.701	21.064	29.702	300.1								
5	1'46.924	* 26.021*	30.933*	20.730	29.240	294.4								
6	1'45.290	25.543	30.635	20.332	28.780	301.0								

Fastest Lap: Johann ZARCO Prima Pramac Racing FRA **1'36.804** 23.382 28.531 18.417 26.474

These data/results cannot be reproduced, stored and/or transmitted in whole or in part by any manner of electronic, mechanical, photocopying, recording, broadcasting or otherwise now known or herein after developed without the previous express consent by the copyright owner, except for reproduction in daily press and regular printed publications on sale to the public within 60 days of the event related to those data/results and always provided that copyright symbol appears together as follows below.
© DORNA, 2022



Lap	Lap Time	T1	T2	T3	T4	Speed	Lap	Lap Time	T1	T2	T3	T4	Speed
-----	----------	----	----	----	----	-------	-----	----------	----	----	----	----	-------

22nd 41 **Aleix ESPARGARO** APRILIA SPA
Aprilia Racing

Run #	1	Front Tyre	Wet-Soft	Rear Tyre	Wet-Soft
		New Tyre		New Tyre	
1	2'14.794	36.350	31.171	20.805	28.952
2	1'45.584	25.315	30.831	20.481	28.957 275.7
3	1'42.767 P	26.075	31.481	21.716	23.495 300.1

Run #	2	Front Tyre	Wet-Soft	Rear Tyre	Wet-Soft
		3 Laps at start		3 Laps at start	
4	2'01.980	38.575	31.963	20.907	30.535
5	1'52.083 *	30.317*	31.214*	20.881	29.671 296.0
6	1'46.192	25.493	30.669	20.677	29.353 300.1

23rd 35 **Cal CRUTCHLOW** YAMAHA GBR
WithU Yamaha RNF MotoGP Team

Run #	1	Front Tyre	Slick-Medium	Rear Tyre	Slick-Soft
		6 Laps at start		3 Laps at start	
1	4'05.647 P	41.337	42.823	27.570	29.301

Run #	2	Front Tyre	Wet-Medium	Rear Tyre	Wet-Medium
		New Tyre		New Tyre	
2	2'09.663	40.582	35.243	22.098	31.740
3	1'53.164	28.542	32.803	21.205	30.614 266.8
4	1'49.833	25.968	32.846	21.066	29.953 291.2
5	1'52.132	25.840	32.145	23.142	31.005 288.1
6	1'46.965	25.966	31.265	20.496	29.238 287.4
7	1'46.481	25.810	31.164	20.450	29.057 293.6

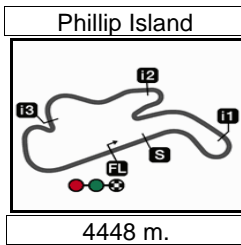
24th 93 **Marc MARQUEZ** HONDA SPA
Repsol Honda Team

Run #	1	Front Tyre	Wet-Medium	Rear Tyre	Wet-Soft
		New Tyre		New Tyre	
1	7'06.467	39.679	32.427	21.348	29.350
2	1'43.425 P	25.298	32.006	21.387	24.734 296.0

Fastest Lap: Johann ZARCO Prima Pramac Racing FRA **1'36.804** 23.382 28.531 18.417 26.474

These data/results cannot be reproduced, stored and/or transmitted in whole or in part by any manner of electronic, mechanical, photocopying, recording, broadcasting or otherwise now known or herein after developed without the previous express consent by the copyright owner, except for reproduction in daily press and regular printed publications on sale to the public within 60 days of the event related to those data/results and always provided that copyright symbol appears together as follows below.
© DORNA, 2022





Results and timing service provided by TISSOT

Revised
MotoGP™
ANIMOCA BRANDS AUSTRALIAN MOTORCYCLE GRAND PRIX

Official Starting Grid

Race : 27 laps = 120.096 km

28



1	1 1'27.767 89 Jorge MARTIN Ducati	2	2 1'27.780 93 Marc MARQUEZ Honda	3	3 1'27.953 63 Francesco BAGNAIA Ducati
2	4 1'27.957 41 Aleix ESPARGARO Aprilia	3	5 1'27.973 20 Fabio QUARTARARO Yamaha	4	6 1'28.007 5 Johann ZARCO Ducati
3	7 1'28.029 10 Luca MARINI Ducati	4	8 1'28.116 43 Jack MILLER Ducati	5	9 1'28.185 72 Marco BEZZECCHI Ducati
4	10 1'28.541 42 Alex RINS Suzuki	5	11 1'28.733 73 Alex MARQUEZ Honda	6	12 1'28.765 12 Maverick VIÑALES Aprilia
5	13 1'28.392 44 Pol ESPARGARO Honda	6	14 1'28.492 36 Joan MIR Suzuki	7	15 1'28.647 23 Enea BASTIANINI Ducati
6	16 1'28.652 33 Brad BINDER KTM	7	17 1'28.677 35 Cal CRUTCHLOW Yamaha	8	18 1'28.760 40 Darryn BINDER Yamaha
7	19 1'28.820 87 Remy GARDNER KTM	8	20 1'28.830 49 Fabio DI GIANNANTONIO Ducati	9	21 1'28.966 25 Raul FERNANDEZ KTM
8	22 1'29.146 21 Franco MORBIDELLI Yamaha	9	23 1'29.624 45 Tetsuta NAGASHIMA Honda	10	24 1'28.859 88 Miguel OLIVEIRA KTM

FIM MotoGP Stewards grid penalty for rider #88 & long lap penalty for rider #88


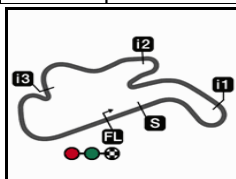
The results are provisional until the end of the limit for protest and appeals and until the ratification of the Event Management Committee.
 Time limit for protest expires 60' at the latest after publication of the results - Time:
 These data/results cannot be reproduced, stored and/or transmitted in whole or in part by any manner of electronic, mechanical, photocopying, recording, broadcasting or otherwise now known or herein after developed without the previous express consent of the copyright owner, except for reproduction in daily press and regular printed publications on sale to the public within 60 days of the event related to those data/results and always provided that copyright symbol appears together as follows below.
 © DORNA, 2022

Official MotoGP Timing by TISSOT
 www.motogp.com

Phillip Island, Sunday, October 16, 2022



Phillip Island

Results and timing service provided by  TISSOT

4448 m.

ANIMOCA BRANDS AUSTRALIAN MOTORCYCLE GRAND PRIX

Warm Up

Best Partial Times

MotoGP™

IT Ideal Lap Time, sum of the best partial times

BT Best Lap Time

T1		T2		T3		T4				IT		BT
Pos	Rider	Time	Rider	Time	Rider	Time	Rider	Time	Pos	Rider	IT	BT
1	J.ZARCO	23.382	J.ZARCO	28.531	J.ZARCO	18.417	J.ZARCO	26.474	1	J.ZARCO	1'36.804	1'36.804 (1)
2	M.VIÑALES	23.518	M.VIÑALES	28.663	M.VIÑALES	18.907	M.VIÑALES	27.143	2	M.VIÑALES	1'38.231	1'38.231 (2)
3	F.QUARTARARO	23.746	F.QUARTARARO	28.693	F.QUARTARARO	19.038	A.RINS	27.275	3	F.QUARTARAR	1'38.910	1'39.204 (3)
4	M.OLIVEIRA	23.873	M.OLIVEIRA	28.822	A.RINS	19.107	F.BAGNAIA	27.275	4	M.OLIVEIRA	1'39.397	1'39.417 (4)
5	A.RINS	23.971	J.MILLER	28.939	R.FERNANDEZ	19.139	D.BINDER	27.335	5	A.RINS	1'39.400	1'39.705 (5)
6	R.FERNANDEZ	23.999	A.RINS	29.047	D.BINDER	19.230	M.OLIVEIRA	27.394	6	J.MILLER	1'40.017	1'40.093 (6)
7	J.MILLER	24.141	F.DI GIANNANTO	29.064	F.BAGNAIA	19.235	F.QUARTARARO	27.433	7	D.BINDER	1'40.243	1'40.313 (7)
8	J.MIR	24.168	J.MARTIN	29.156	F.DI GIANNANTO	19.247	J.MIR	27.458	8	F.BAGNAIA	1'40.431	1'41.506 (11)
9	P.ESPARGARO	24.189	D.BINDER	29.328	M.OLIVEIRA	19.308	J.MILLER	27.469	9	J.MIR	1'40.619	1'41.112 (10)
10	J.MARTIN	24.325	F.BAGNAIA	29.335	J.MIR	19.318	P.ESPARGARO	27.687	10	J.MARTIN	1'40.754	1'41.060 (9)
11	A.MARQUEZ	24.344	F.MORBIDELLI	29.366	P.ESPARGARO	19.438	R.FERNANDEZ	27.819	11	P.ESPARGAR	1'40.823	1'40.890 (8)
12	D.BINDER	24.350	P.ESPARGARO	29.509	J.MARTIN	19.440	J.MARTIN	27.833	12	F.DI GIANNAN	1'40.837	1'42.244 (15)
13	F.DI GIANNANTO	24.506	L.MARINI	29.577	J.MILLER	19.468	A.MARQUEZ	27.834	13	R.FERNANDEZ	1'40.931	1'42.590 (17)
14	E.BASTIANINI	24.507	J.MIR	29.675	A.MARQUEZ	19.637	L.MARINI	27.839	14	A.MARQUEZ	1'41.675	1'42.439 (16)
15	F.BAGNAIA	24.586	E.BASTIANINI	29.689	E.BASTIANINI	19.687	F.MORBIDELLI	27.908	15	E.BASTIANINI	1'41.815	1'41.815 (12)
16	B.BINDER	24.715	A.MARQUEZ	29.860	L.MARINI	19.740	E.BASTIANINI	27.932	16	F.MORBIDELLI	1'41.937	1'41.937 (13)
17	L.MARINI	24.816	B.BINDER	29.870	F.MORBIDELLI	19.825	R.GARDNER	28.001	17	L.MARINI	1'41.972	1'42.042 (14)
18	F.MORBIDELLI	24.838	R.FERNANDEZ	29.974	R.GARDNER	19.991	F.DI GIANNANTO	28.020	18	R.GARDNER	1'42.862	1'42.862 (18)
19	R.GARDNER	24.847	R.GARDNER	30.023	B.BINDER	20.136	M.BEZZECCHI	28.164	19	B.BINDER	1'43.118	1'43.118 (19)
20	M.BEZZECCHI	24.977	M.BEZZECCHI	30.141	M.BEZZECCHI	20.314	B.BINDER	28.397	20	M.BEZZECCHI	1'43.596	1'43.596 (20)
21	M.MARQUEZ	25.298	T.NAGASHIMA	30.635	T.NAGASHIMA	20.332	T.NAGASHIMA	28.780	21	T.NAGASHIMA	1'45.290	1'45.290 (21)
22	A.ESPARGARO	25.315	A.ESPARGARO	30.669	C.CRUTCHLOW	20.450	A.ESPARGARO	28.952	22	A.ESPARGAR	1'45.417	1'45.584 (22)
23	T.NAGASHIMA	25.543	C.CRUTCHLOW	31.164	A.ESPARGARO	20.481	C.CRUTCHLOW	29.057	23	C.CRUTCHLO	1'46.481	1'46.481 (23)
24	C.CRUTCHLOW	25.810	M.MARQUEZ	32.006	M.MARQUEZ	21.348	M.MARQUEZ	29.350	-1	M.MARQUEZ		(-1)


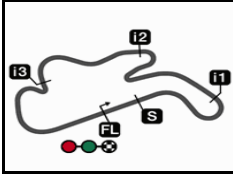
These data/results cannot be reproduced, stored and/or transmitted in whole or in part by any manner of electronic, mechanical, photocopying, recording, broadcasting or otherwise now known or herein after developed without the previous express consent by the copyright owner, except for reproduction in daily press and regular printed publications on sale to the public within 60 days of the event related to those data/results and always provided that copyright symbol appears together as follows below.

© DORNA, 2022


Official MotoGP Timing by  TISSOT
www.motogp.com



Phillip Island

Results and timing service provided by **MotoGP™****ANIMOCA BRANDS AUSTRALIAN MOTORCYCLE GRAND PRIX****Warm Up****Fastest Laps Sequence**

4448 m.

<i>Practice Time</i>	 <i>Rider</i>	<i>Nation</i>	<i>Motorcycle</i>	<i>Time</i>	<i>Km/h</i>	<i>Rider's Lap</i>
3'40.387	5 Johann ZARCO	FRA	DUCATI	1'37.998	163.3	2
5'17.191	5 Johann ZARCO	FRA	DUCATI	1'36.804	165.4	3

These data/results cannot be reproduced, stored and/or transmitted in whole or in part by any manner of electronic, mechanical, photocopying, recording, broadcasting or otherwise now known or herein after developed without the previous express consent by the copyright owner, except for reproduction in daily press and regular printed publications on sale to the public within 60 days of the event related to those data/results and always provided that copyright symbol appears together as follows below.

© DORNA, 2022

Official MotoGP Timing by **TISSOT**
www.motogp.com

Phillip Island, Sunday, October 16, 2022